


# Module II. Technical

## Animation Course

### Topic 4. Pre-production, production and post-production of an animated short film


Activity T4.L4.1. Presentation to the



Co-funded by the  
Erasmus+ Programme  
of the European Union







## *This topic..*

The project concludes with a document which is my guide sheet for a correct production, where there are technical, narrative and personal aspects about the short film. The animatic video and the scene or fragment created are finished and presented to the group with their learnings and problems.



# Once the topic is completed and approved, learners will be able to:



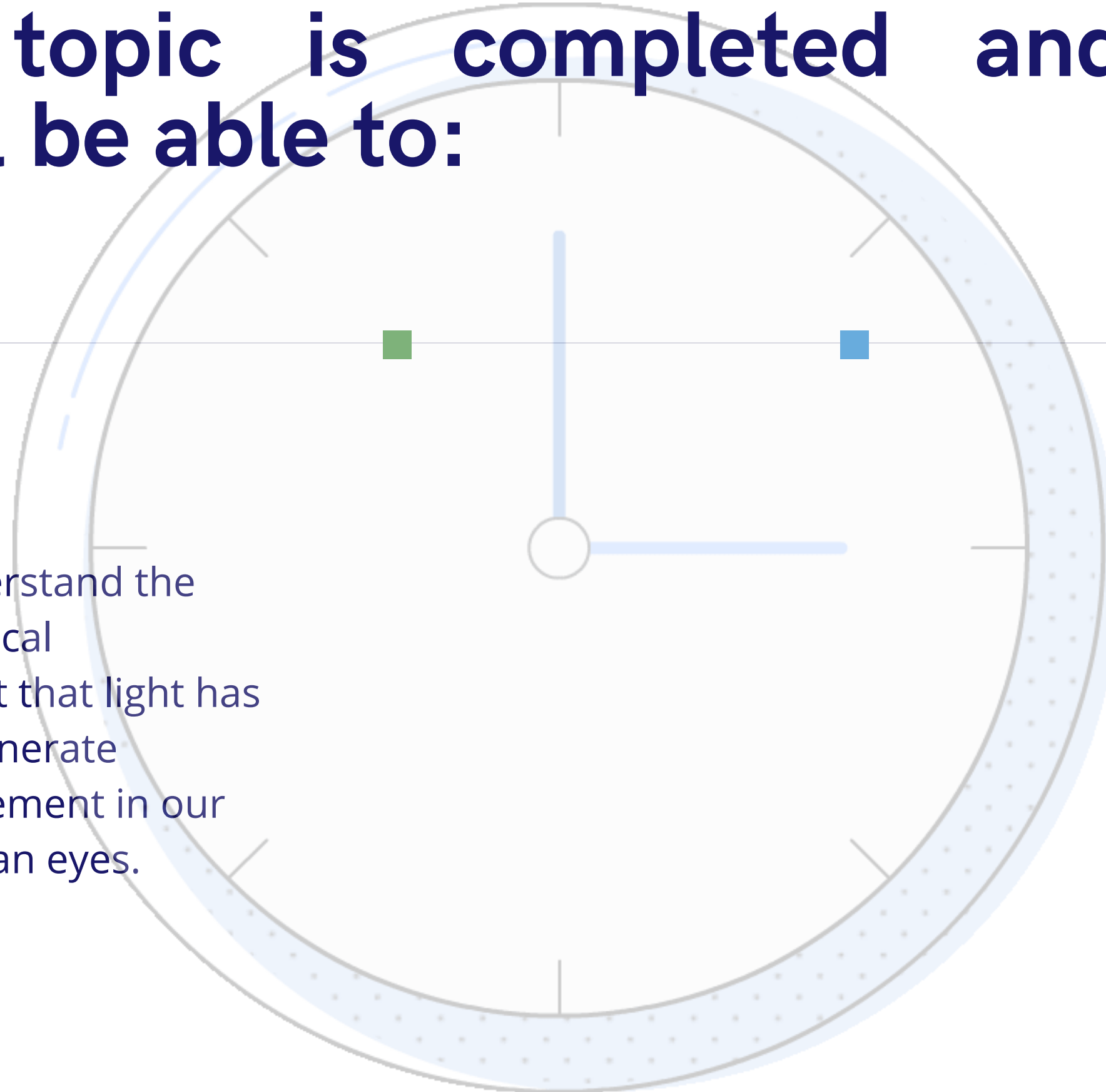
1

Understand the importance of animation for humanity from the creative and physical ambits.



2

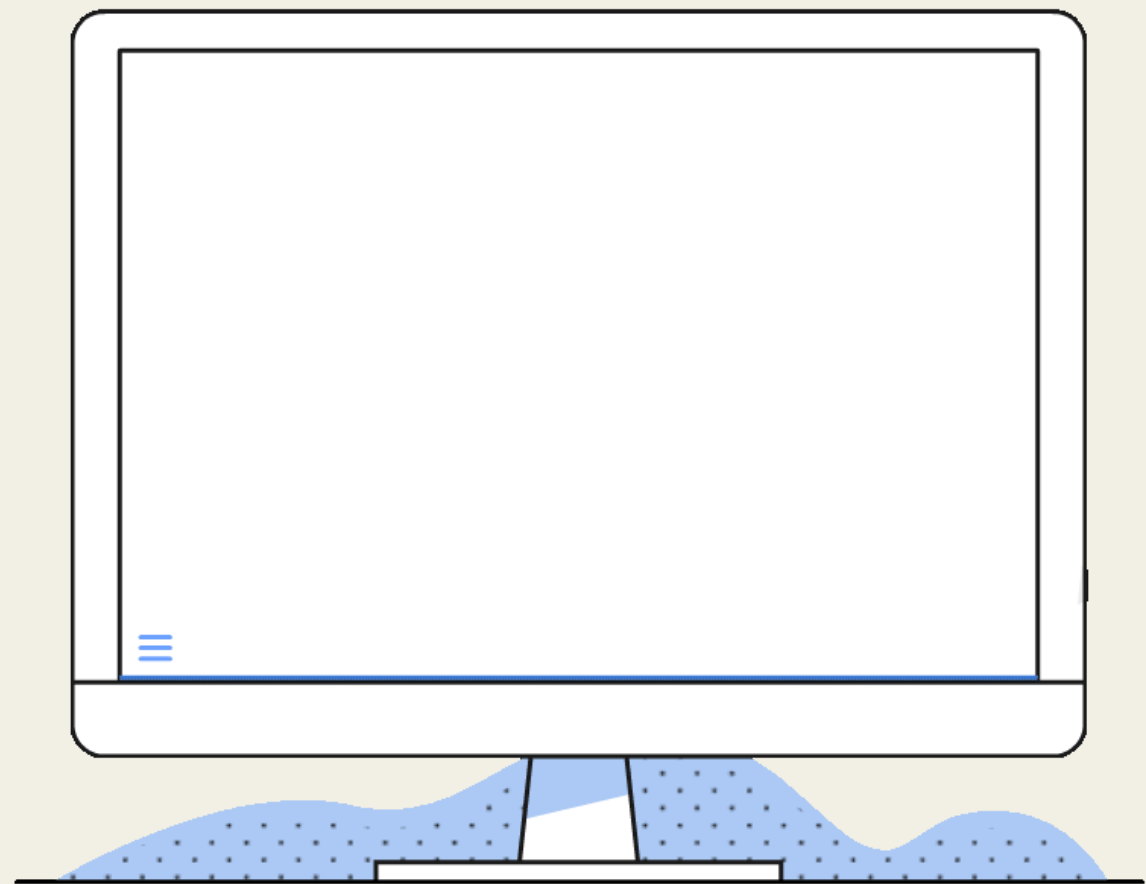
Understand the physical effect that light has to generate movement in our human eyes.



3

Understand the physical effect that light has to generate movement in our human eyes.

# Learning by presenting



TV or video beam



Playback software



Pen and paper






SUCCESSFUL DISCUSSIONS ABOUT  
THE COMPLEX ANIMATION PROCESS,  
ITS CONCEPTUALIZATION, THE  
TECHNIQUE, AND ITS NARRATIVE.



Animation is a demanding but rewarding process, a way of understanding movement and reality in ways that are very different from the rest of the arts.







Ultimate Stars  
© Ultimate Productions


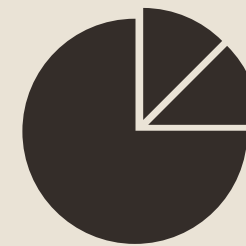

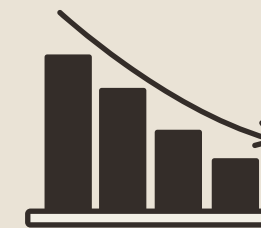



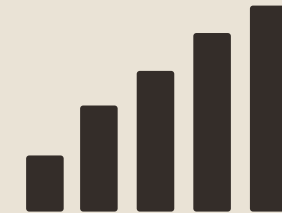

KNOW HOW TO PRESENT AN ANIMATED  
SHORT FILM.





# Activity

Presentation of short films and discussion about them

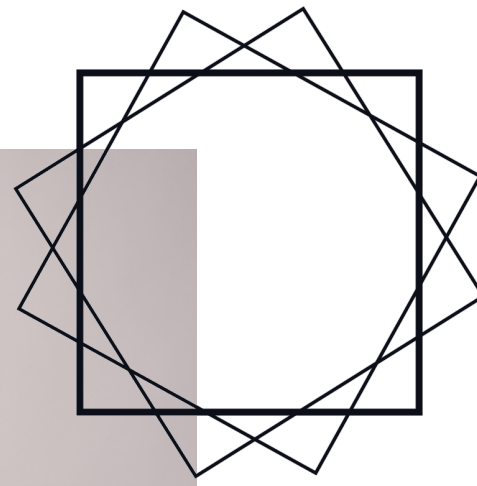






Animation is the compression of movement through representations of objects and shapes that lead the viewer to understand what the animator wants to create.





**OCITY**

Creativity + Innovation & Technology

